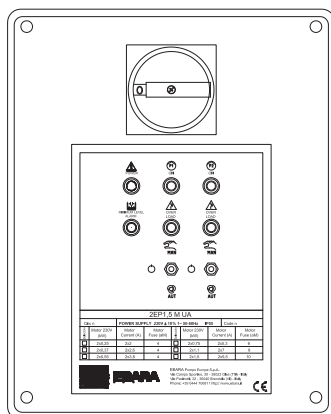
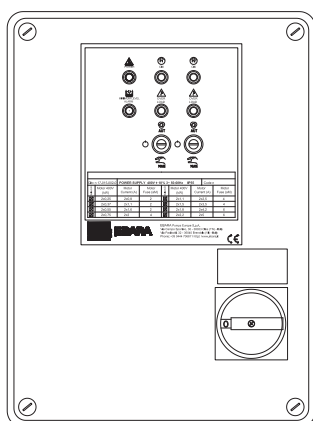


2EP RANGE (FIXED SPEED UNITS GP)

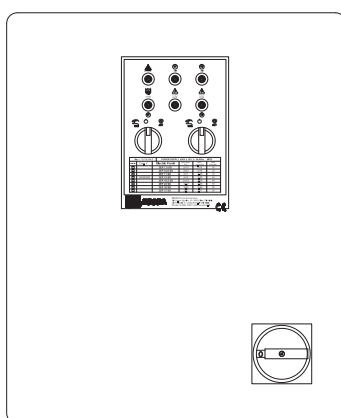
2EP M UA



2EP T UA



2EP SD UA



- 2EP M UA RANGE
- 2EP T UA RANGE
- 2EP SD UA RANGE

Protection and control electric control panel for two electric pumps. Functioning in manual mode or in automatic mode via pressure switches or floats. When functioning with float, two clamps are envisioned for a third float, necessary to stop the electric pumps on a greater water level distance. The control panel is set-up to start the two electric pumps alternately, independently from the pressure switches control. Protection against dry running is ensured by the P.MIN pressure switch (the intervention stops the electric pumps and is indicated by the relevant indicators and with remote contacts). The control panel protects the motors from overloading and missing phase. Any protections tripped are signalled on the control panel itself and at a distance via potential free contacts. The protection against overloading and missing phase, is automatic reset for three times, manual at the fourth intervention (any interventions, from 1 to 3, are cancelled after one hour from the last intervention).

FUNCTIONS

- P.MIN= Functioning against dry running (control using a float or minimum pressure pressure switch) with automatic reset and on water return
- PR1= Start and stop control of pump n° 1
- PR2= tart and stop control of pump n° 2
- Automatic change of pump start-up order
- Motor protection against overloads with three automatic reset events, manual at the fourth
- Overload protection against short circuits, with fuses for starting the motors
- Protection of the transformer and auxiliary circuits with fuses
- Remote signalling with potential free NC-NO contact of the protections tripped
- Continuity of control panel functioning also with exchange module KL1 excluded (for 2EP SD control panel only)

TECHNICAL DATA

- Power supply:
 - 230V +10-15% - 50/60Hz
 - 400V +10-15% - 50/60Hz
- Temperature limits: -10°C +40°C
- Protection rating IP55
- Reference Standards: EN 60204-1, EN 60439-1, EN 61000-6-3, EN 61000-6-1 (for civil environments)

motralec

4 rue Lavoisier . ZA Lavoisier . 95223 HERBLAY CEDEX
Tel. : 01.39.97.65.10 / Fax. : 01.39.97.68.48

Demande de prix / e-mail : service-commercial@motralec.com

www.motralec.com